

Registration and Access Guide for O'Reilly for Higher Education

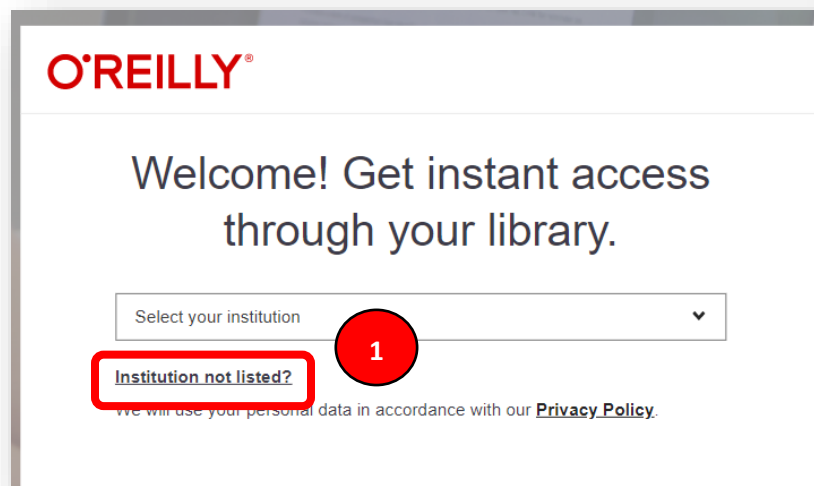
O'Reilly for Higher Education offers different authentication methods on the platform for the end users. Please talk to your local library for more information if needed.

This guide is designed to detail the process of accessing and registering O'Reilly via **Institutional email**. Please find the details below:

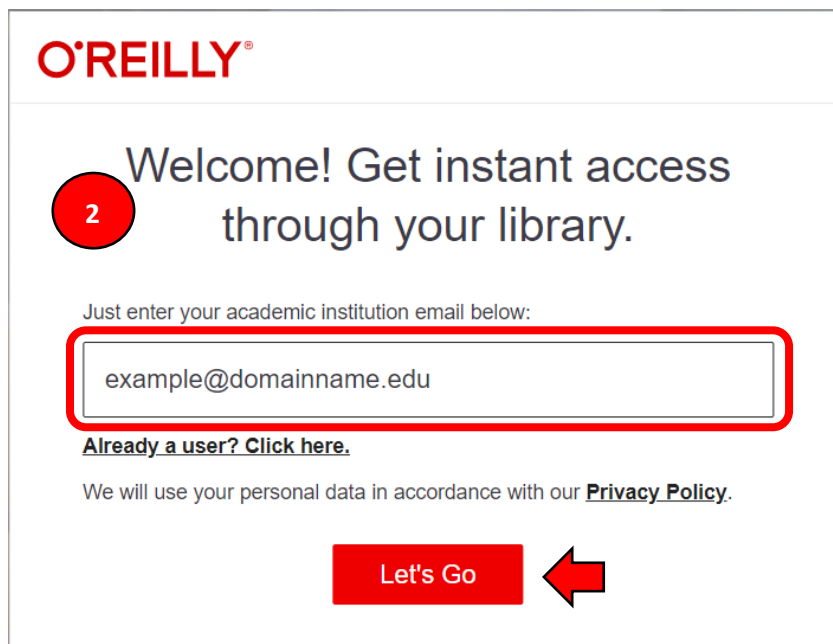
1. Easy access with email address

Either on campus or from the comfort of your home, click on the O'Reilly login link: <https://www.oreilly.com/library/view/temporary-access/>, this link may already be available in the resource listing on your library portal, in your library catalog, or in your institution's discovery service.

After accessing the service through the indicated URL, the following modal window will be displayed. First check **"Select your institution"** if your institution is providing a specific login link. If not, you must select the option **"Institution not listed"**?



On the next screen, you will be prompted to enter your institutional email address, after doing so click "Let's Go", this will grant you immediate access to O'Reilly for Higher Education.




O'REILLY®

2 Welcome! Get instant access through your library.


Just enter your academic institution email below:

[Already a user? Click here.](#)

We will use your personal data in accordance with our [Privacy Policy](#).

Let's Go 


Note: If for any reason you see a message similar to *"This email is not associated with an academic account"*, we recommend that you forward this warning to our Training & Consulting team at training@proquest.com. It is important to consider only institutional addresses, i.e., omit personal or commercial emails.

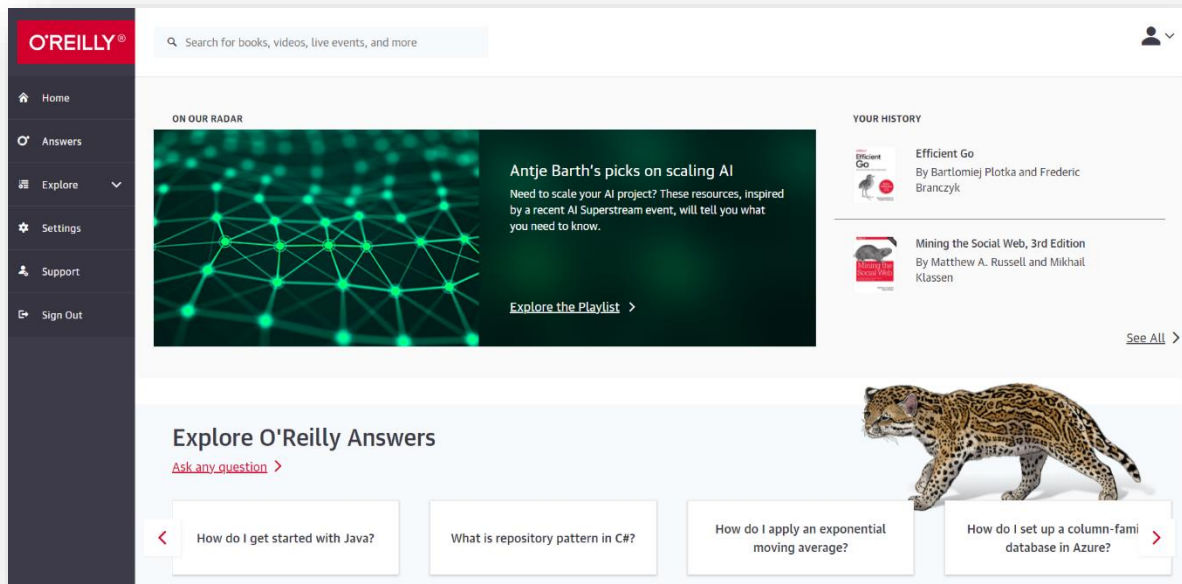


O'REILLY®

3 Welcome to the O'Reilly Learning Platform!

Your institution provides you free access to our 35K+ books, 30K+ hours of video, curated learning paths, case studies, interactive tutorials, audio books, and O'Reilly conference videos!

Got It 



Important: At this point, you are ready to enjoy the O'Reilly for Higher Education multimodal experience. However, if you are interested, you can **activate your account** for a more personalized experience. **Please continue to the next page.**

2. Register and access with email address and password

After registering your access for the first time, you will receive an e-mail inviting you to create a personal password. *Creating a password is optional*, however, it offers two considerable advantages:

- You will be able to log in to the O'Reilly application, to download books and videos for offline viewing.
- Having added a password makes your account more secure.

Welcome to O'Reilly—just one more step!

4

Hello ,,

Congratulations! You're just moments away from having full access to O'Reilly, your comprehensive resource for answers, research, and personalized content.

Use O'Reilly to stay ahead. With on-the-go and on-demand access to thousands of books, videos, expert-curated courses, and interactive learning environments, O'Reilly will assist you throughout your studies and prepare you for a successful career.

FINISH CREATING YOUR FREE ACCOUNT



At O'Reilly, we pride ourselves on our commitment to protecting your privacy. Our data governance and privacy policies reflect our company's values and how we strive to maintain your privacy. For details, please refer to our [Privacy Policy](#).

Thanks!


The O'Reilly team

P.S. And with an account you can access O'Reilly wherever it's convenient—**you don't need to be on campus to log in!**

We recommend that for your daily access to O'Reilly you use the link <https://learning.oreilly.com/home/> with your registered email and password.

O'REILLY®


Sign In



Email Address
ejemplo@dominioestandar.edu [Change](#)

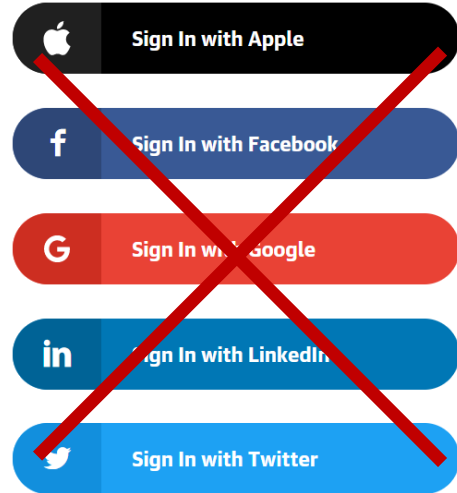
Password
.....

[Forgot Password?](#)



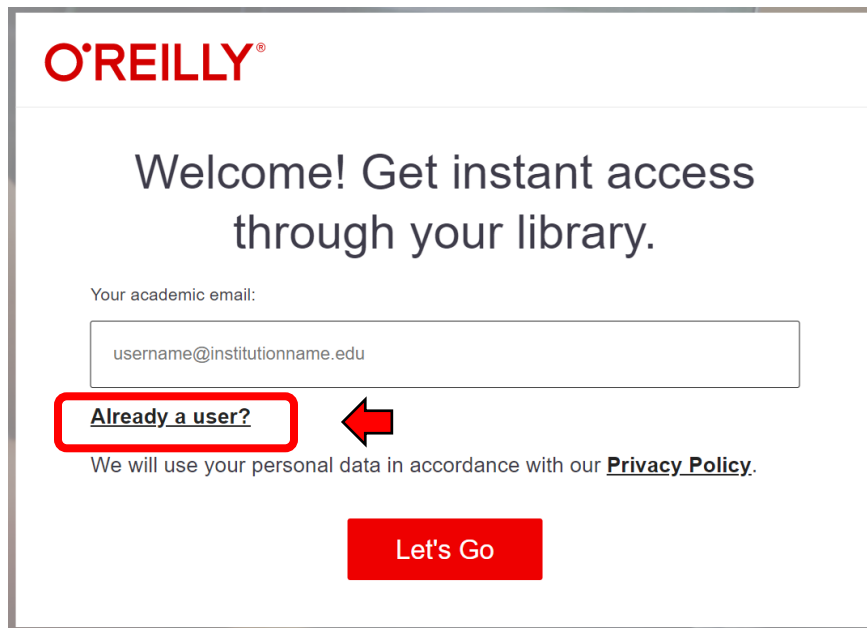
Sign In

Or



Note: Your account is registered via email, please do not use the social networking options on the right.

Another way to access daily would be via <https://www.oreilly.com/library/view/temporary-access> . Again select the option: "**Institution not listed?**" and finally select the option "**Already a user?**", then login with your registered email and password.



O'REILLY®

Welcome! Get instant access through your library.

Your academic email:

username@institutionname.edu

Already a user? ←

We will use your personal data in accordance with our [Privacy Policy](#).

Let's Go

For more information, we recommend that you review our user guide or [LibGuide from O'Reilly for Higher Education](#). If you require training or consulting on the use of the product, please send your request to training@proquest.com.